

VIN:                    3A56257                    Vehicle:                MINI/F56/HAT/Cooper/B38/AUTO/USA/LL/2014/09

System Version:    3.46.30.12832    Data Version:    R3.46.30.12832

---

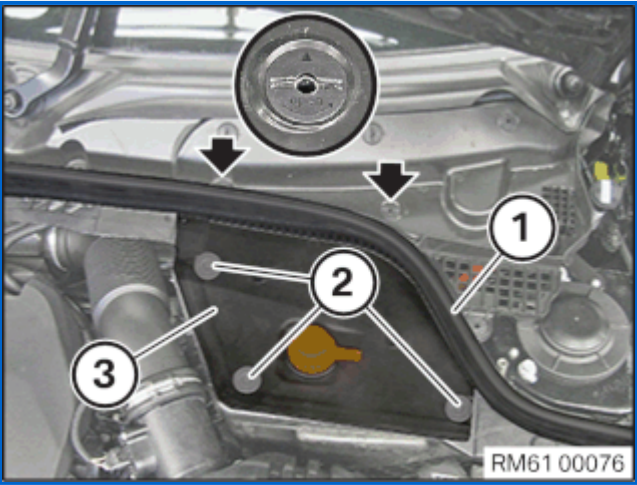
61 20 900                    Disconnecting and connecting battery earth lead



**Warning!**  
Follow [safety regulations](#) for handling vehicle battery.  
Follow instructions for [disconnecting and connecting battery](#).  
Follow instructions on [intelligent battery sensor](#) (IBS).




**Removal:**




Partially detach seal (1).  
Open locks by turning anti-clockwise.  
Release screws (2) and remove battery cover (3).

Unlock and disconnect the connector (1).  
Loosen nut (2).  
Disconnect battery earth lead (3) and secure at side.



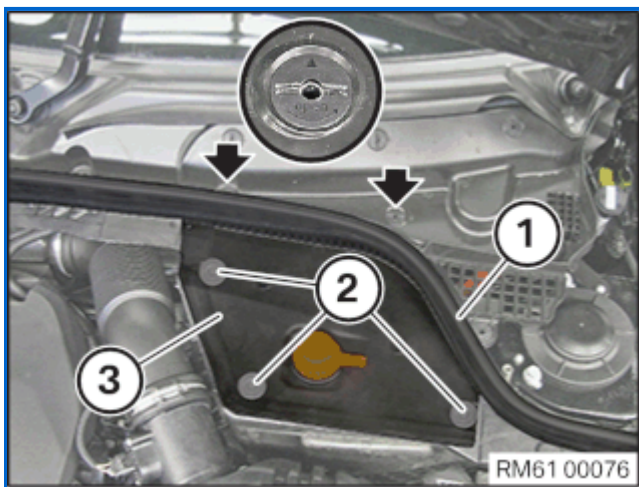
## Installation:



Join battery earth lead (3) and tighten nut (2).

Tightening torque [61 21 1AZ](#).

Connect the plug (1).



Join battery cover (3) and tighten screws (2).

Tightening torque [61 21 6AZ](#).

Turn locks up to limit position against direction of arrow.

Join gasket (1) and press down firmly.